


Automated Ticketing Kiosk Systems



RICE LAKE[®]
WEIGHING SYSTEMS

To be the best by every measure[®]

800-472-6703
www.ricelake.com
m.ricelake.com

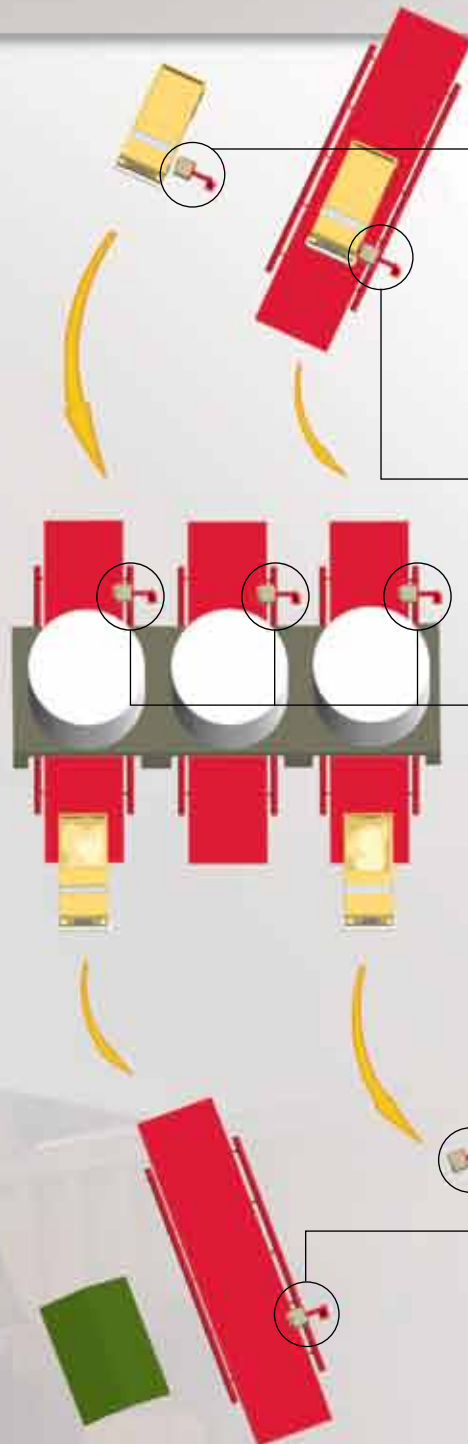
Automated Ticketing Kiosk solutions streamline yard tra

Rice Lake Weighing Systems' Automated Ticketing Kiosks are ideal for a variety of plant operations.

- Ports
- Transfer Stations
- Landfills
- Warehouses
- Feed Mills
- Grain Terminals
- Chemical Plants
- Load-out Facilities
- Construction Materials



Rice Lake's powerful Automated Ticketing Kiosk System increases efficiencies and optimizes the flow of trucks in and out of your plant. This unique solution virtually eliminates transaction errors by automating everything from the point of sale to account management. With a user-friendly interface, these kiosks seamlessly integrate with any size facility's central office and accounting systems. Built with rugged NEMA 4 steel for long-lasting durability, this unique solution supports automatic identification of trucks and fully automated or semi-unattended ticketing.



Check-in

A check-in kiosk is used to identify the truck and check it into the yard. Optionally, the driver can interact using the kiosk keypad to verify or change load information, such as customer, job, destination, product and load quantity.

Weigh-in

A weigh-in kiosk performs all of the functions of a check-in kiosk, but is also associated with a scale to capture and update the truck's tare weight.

Lane Verification

The lane verification kiosk is used with silo load-out systems to verify that the truck is in the proper location for automated loading of the correct material.

Ticket Printing

A ticket-printing kiosk identifies the truck and prints a ticket for the truck that was loaded and weighed at a silo load-out system. This can also be used as a multi function kiosk.

Check-out

A check-out kiosk is used to identify the truck and check it out of the yard.

Regardless of your size, volume or number of plant locations, Rice Lake has a solution that allows complete integration of customer, hauler and material records. The Automated Ticketing Kiosk System completely automates truck identification, load assignment, weighing, and ticketing. With this kiosk system, you will optimize the flow of trucks and materials, and increase efficiencies throughout your entire operation.

Traffic and data management

Indicator Kiosks

With this solution, smaller operations handling 50 trucks a day can automate weigh-in and weigh-out. After an initial training, drivers input their data. They can change load information, customer, job, destination, or product. Drivers stay safe in their cabs, take their ticket, and go.

Kiosk Systems with OnTrak® Data Management

Mid-range operations weighing 100–200 trucks per day will benefit most from the easy installation and use of our PC-based OnTrak data management software. Store customer information and product and transaction data, and create custom tickets. We will help you configure an automated system of standard check-in kiosks, ticket-printing kiosks, and scales.

Enterprise Kiosk Systems

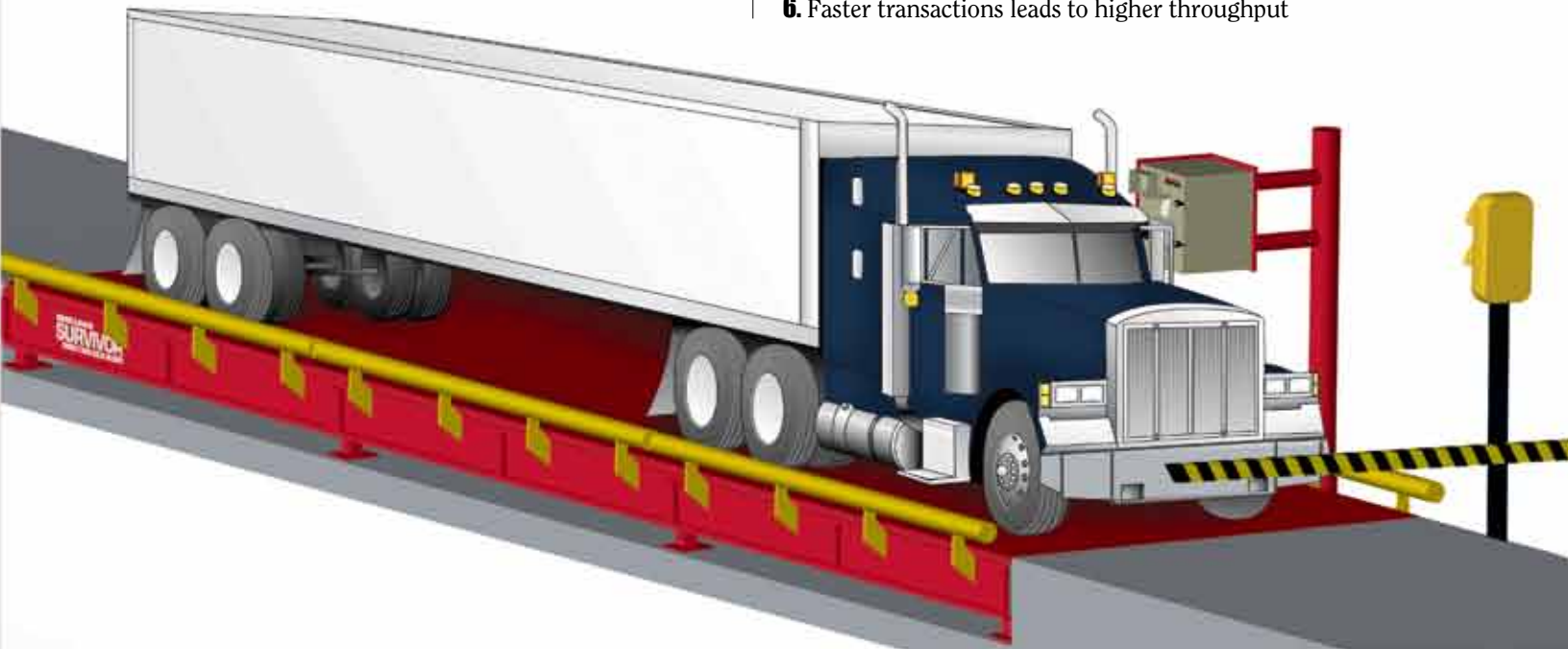
For large companies, we custom-design and build a kiosk integrating our hardware with the user's networks. Rice Lake engineers work together with the dealer and user, custom designing both hardware and software to fit needs.



OnTrak data management software system

Weigh the Benefits:

- 1.** Drivers stay in their cab which improves safety and reduces liability
- 2.** 24 hour automation reduces labor costs and expands service hours
- 3.** Improved traffic flow increases profits and appeals to busy drivers
- 4.** Less time in the yard means more time for efficient delivery
- 5.** Fewer transaction errors builds stronger customer relationships
- 6.** Faster transactions leads to higher throughput



Automated Ticketing Kiosk Systems



Automated Ticketing Kiosk System Features

- A fully automated solution to truck weighing and vehicle management that reduces operating costs
- Custom format tickets
- User-friendly, intuitive operator prompting
- Complete data management and tracking control with Premium Truck Ticketing PC software
- Circuit breaker protected AS power management (instead of fuse)
- Accurate weighing and data management with Rice Lake's robust 920i® HMI controller
- Designed for unattended vehicle weighing

Visit www.ricelake.com for complete specifications and to see our entire line of industrial weighing equipment.

Complete your system with the best industrial weighing equipment available.

SURVIVOR® Truck and Railroad Scales

Known as "The Toughest Truck Scales on Earth," SURVIVOR truck and track scales provide reliable performance under the most demanding conditions. These scales are built with more structural steel, a superior support structure, and innovative design features that provide consistent accuracy, less downtime, and longer scale life.

HMI Digital Weight Indicators

We offer a complete line of weight indicators, including models that can store up to 1,000 truck ID numbers and truck tares.

Traffic Signals

Rice Lake traffic signals have been tested to over 80 MPH wind loading on a single-point attachment. Corrosion-resistant PVC coatings and stainless steel hardware make the unit virtually impervious to weathering.

Remote and Messaging Displays

Featuring a super-bright LED display and a non-glare filtered lens, the SURVIVOR LaserLight® Remote Display and M-Series Messaging Remote Display is clearly visible—even in direct sunlight. The unique IntelliBright™ feature uses a photo sensor that reads ambient light and automatically adjusts the display's intensity between day and night settings, optimizing power usage. The 4" and 6" LaserLight and 8 and 12 character M-Series models are available with visors.

Load Cells

Rice Lake is the largest supplier of load cells and related accessories in North America. Our load cells are standard equipment on many OEM concrete plant applications. Rice Lake components are the perfect solution to retro fitting your existing plant.

Belt Scale

Driven by Rice Lake's revolutionary 920i®, this rugged belt scale is built to last. Ideal for mining, quarries, bulk material blending, process control operations, and truck/barge/rail loading applications, Rice Lake's durable belt scale easily handles capacities up to 10,000 tph with unsurpassed accuracy.

OnTrak Software

OnTrak automated ticketing software provides a versatile database for the collection of customer, product, hauler, truck, job, price, tax and transaction information. This entry-level software features a SQL Server® 2005 database and can either print or export report information to MS Excel® spreadsheets. Both Ethernet TCP/IP and RS-232 connectivity is supported with one or two scale inputs.



Your Rice Lake Weighing Systems distributor is:

RICE LAKE®
WEIGHING SYSTEMS
To be the best by every measure®

230 W. Coleman St. • Rice Lake, WI 54868 • USA
TEL: 715-234-9171 • FAX: 715-234-6967 • www.ricelake.com

An ISO Registered Company © 2012 Rice Lake Weighing Systems PN 95061 9/12
Specifications subject to change without notice.